



**Step 1**

Attach the seat assembly to the sideframes using

(4) 3" chair screws in pre-drilled holes

Note: notches in seat face front

**Step 2**

Attach the back assembly to the sideframes using

(4) 3" chair screws in pre-drilled holes

**Step 3**

Attach the front and rear braces to the sideframes using

(4) 3" chair screws in pre-drilled holes

**Step 4**

Attach rocker bottoms to the sideframes using

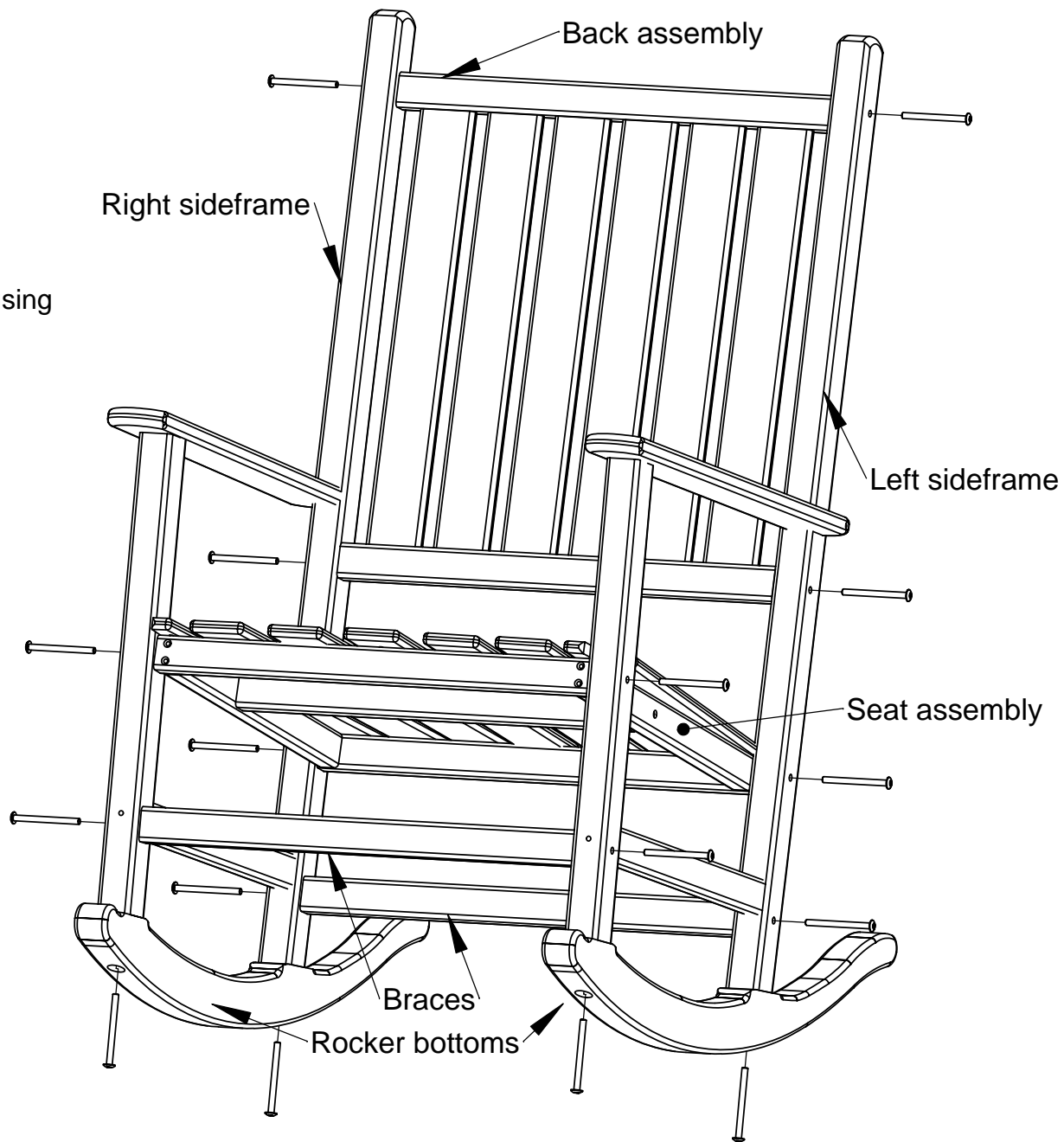
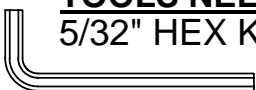
(4) 3" chair screws in pre-drilled holes

\* Tighten all bolts at this time

- (2) Sideframe
- (2) Rocker bottom
- (1) Seat
- (1) Back
- (2) Brace
- (1) Hardware pack

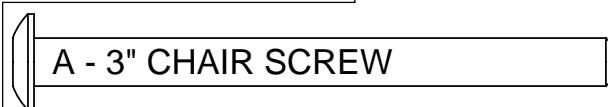
**TOOLS NEEDED**

5/32" HEX KEY: INCLUDED



Qty.	Description
------	-------------

16



A - 3" CHAIR SCREW